



Features :

- Universal AC input / Full range
- Protections: Short circuit/Over load/Over voltage/Over temperature
- Built-in active PFC function
- IP67 design for indoor or outdoor installations
- UL1310 Class 2 power unit
- Cooling by free air convection
- 100% full load burn-in test
- High reliability
- Suitable for LED lighting and moving sign applications
- 3 years warranty (Note.7)




SPECIFICATION

MODEL	CLG-100-12	CLG-100-15	CLG-100-20	CLG-100-24	CLG-100-27	CLG-100-36	CLG-100-48	
OUTPUT	DC VOLTAGE	12V	15V	20V	24V	27V	36V	48V
	RATED CURRENT <small>Note.6</small>	5A	5A	4.8A	4A	3.55A	2.65A	2A
	CURRENT RANGE <small>Note.6</small>	0 ~ 5A	0 ~ 5A	0 ~ 4.8A	0 ~ 4A	0 ~ 3.55A	0 ~ 2.65A	0 ~ 2A
	RATED POWER <small>Note.6</small>	60W	75W	96W	96W	95.85W	95.4W	96W
	RIPPLE & NOISE (max.) <small>Note.2</small>	150mVp-p	150mVp-p	150mVp-p	150mVp-p	150mVp-p	150mVp-p	200mVp-p
	VOLTAGE ADJ. RANGE	Fixed. Can be modified between 0% ~ -15% rated output voltage						
	CURRENT ADJ. RANGE	Fixed. Can be modified between 3% ~ -25% rated output current						
	VOLTAGE TOLERANCE <small>Note.3</small>	±3.0%	±3.0%	±3.0%	±3.0%	±3.0%	±2.0%	±2.0%
	LINE REGULATION	±1.0%						
	LOAD REGULATION	±2.0%						
SETUP, RISE TIME	1200ms, 80ms / 230VAC		1200ms, 80ms / 115VAC at full load					
HOLD TIME (Typ.)	60ms / 230VAC		30ms / 115VAC at full load					
INPUT	VOLTAGE RANGE <small>Note.5</small>	90 ~ 264VAC						
	FREQUENCY RANGE	47 ~ 63Hz						
	POWER FACTOR	PF>0.95/230VAC		PF>0.98/115VAC at full load				
	EFFICIENCY (Typ.)	83%	85%	87%	87%	87%	87%	87%
	AC CURRENT	12V:0.8A/115VAC	0.4A/230VAC	15V:0.9A/115VAC	0.45A/230VAC	20V ~ 48V:1.1A/115VAC	0.55A/230VAC	
	INRUSH CURRENT(max.)	COLD START 40A/230VAC						
	LEAKAGE CURRENT	0.5mA / 240VAC						
PROTECTION	OVER CURRENT <small>Note.4</small>	95 ~ 100% Protection type : Constant current limiting, recovers automatically after fault condition is removed						
	OVER VOLTAGE	13 ~ 16V	16.5 ~ 20V	22 ~ 27V	27 ~ 34V	29 ~ 36V	39 ~ 48V	52 ~ 64V
	OVER TEMPERATURE	90°C ±10°C (RTH2) Protection type : Shut down o/p voltage, re-power on to recover						
ENVIRONMENT	WORKING TEMP.	-30 ~ +70°C (Refer to output load derating curve), -40°C possible						
	WORKING HUMIDITY	20 ~ 90% RH non-condensing						
	STORAGE TEMP., HUMIDITY	-40 ~ +80°C, 10 ~ 95% RH						
	TEMP. COEFFICIENT	±0.03%/°C (0 ~ 50°C)						
	VIBRATION	10 ~ 500Hz, 2G 10min./1cycle, period for 60min. each along X, Y, Z axes						
SAFETY & EMC	SAFETY STANDARDS	UL1310 Class 2, TUV EN60950-1, CAN/CSA C22.2 No. 223-M91(except for 48V), IP67 Approved						
	WITHSTAND VOLTAGE	I/P-O/P:4.25KVDC						
	ISOLATION RESISTANCE	I/P-O/P:100M Ohms/500VDC						
	EMI CONDUCTION & RADIATION	Compliance to EN55022 (CISPR22) Class B						
	HARMONIC CURRENT	Compliance to EN61000-3-2,-3						
OTHERS	EMS IMMUNITY	Compliance to EN61000-4-2,3,4,5,6,8,11; ENV50204, EN55024, Light industry level, criteria A						
	MTBF	301Khrs min. MIL-HDBK-217F (25°C)						
	DIMENSION	222*68*39mm (L*W*H)						
	PACKING	1.0Kg; 12pcs/13Kg/0.49CUFT						
NOTE	<ol style="list-style-type: none"> 1. All parameters NOT specially mentioned are measured at 230VAC input, rated load and 25°C of ambient temperature. 2. Ripple & noise are measured at 20MHz of bandwidth by using a 12" twisted pair-wire terminated with a 0.1uf & 47uf parallel capacitor. 3. Tolerance : includes set up tolerance, line regulation and load regulation. 4. Please refer to OLP characteristics. 5. Derating may be needed under low input voltages. Please check the derating curve for more details. 6. This is the maximum possible output current and power, over load protection may be activated slightly below this level to comply with the requirement of UL1310 class 2. 7. 3 years warranty is guaranteed for operating ambient temperature no higher than 68°C. 							

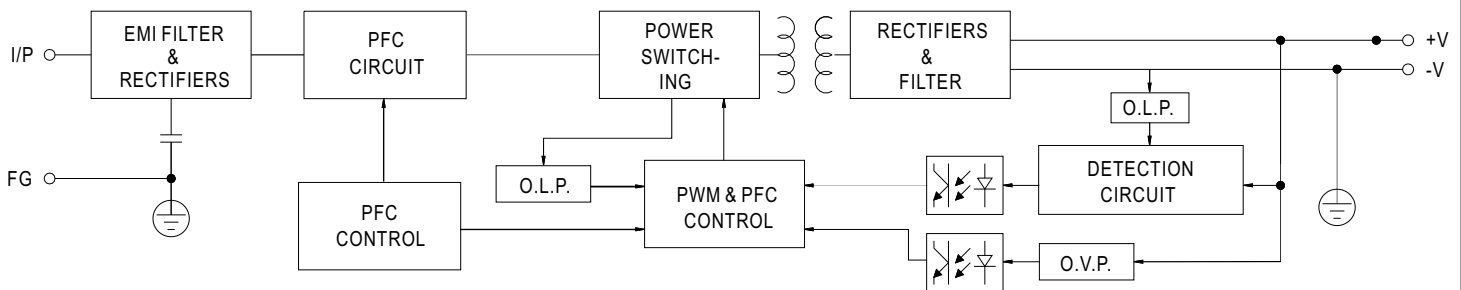
Mechanical Specification

Case No. 954A Unit:mm

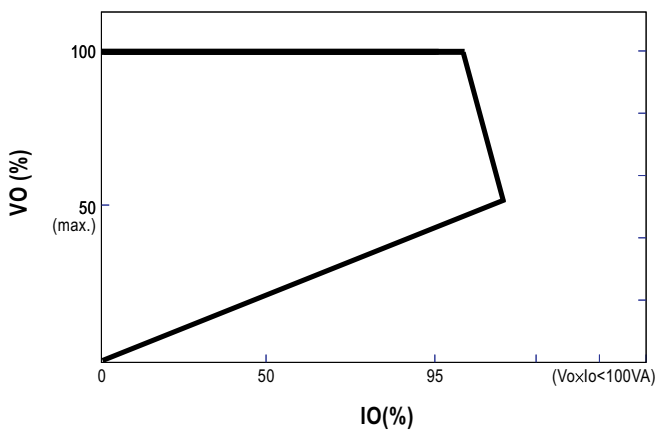


Block Diagram

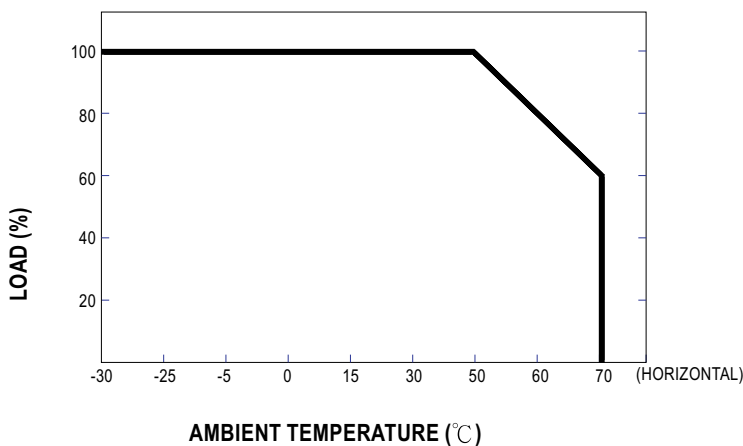
Fosc : 100KHz



OLP Characteristics



Derating Curve



Static Characteristics

