


■ Features :

- Universal AC input / Full range
- Built-in active PFC function, PF>0.95
- Protections:Short circuit/Over load/Over voltage
- Cooling by free air convection
- 100% full load burn-in test
- Fixed switching frequency at PFC:67KHz PWM:134KHz(Optional)
- 2 years warranty



**SPECIFICATION**

MODEL		PPQ-1003A				PPQ-1003B				
OUTPUT	OUTPUT NUMBER	CH1	CH2	CH3	CH4	CH1	CH2	CH3	CH4	
	DC VOLTAGE	3.3V	5V	12V	-5V	3.3V	5V	12V	-12V	
	RATED CURRENT	10A	10A	2A	0.3A	10A	10A	2A	0.3A	
	CURRENT RANGE	0 ~ 15A	2 ~ 15A	0.2 ~ 3A	0 ~ 1A	0 ~ 15A	2 ~ 15A	0.2 ~ 3A	0 ~ 1A	
	RATED POWER	108.5W				110.6W				
	RIPPLE & NOISE (max.) Note.2	100mVp-p	100mVp-p	150mVp-p	100mVp-p	100mVp-p	100mVp-p	150mVp-p	120mVp-p	
	VOLTAGE ADJ. RANGE	3.14 ~ 3.63V	4.75 ~ 5.5V	-----	-----	3.14 ~ 3.63V	4.75 ~ 5.5V	-----	-----	
	VOLTAGE TOLERANCE Note.3	±3.0%	±3.0%	±6.0%	±6.0%	±3.0%	±3.0%	±6.0%	±6.0%	
	LINE REGULATION	±1.0%	±1.0%	±2.0%	±1.0%	±1.0%	±1.0%	±2.0%	±1.0%	
	LOAD REGULATION	±2.0%	±2.0%	±6.0%	±1.0%	±2.0%	±2.0%	±6.0%	±1.0%	
	SETUP, RISE TIME	800ms, 50ms at full load								
HOLD TIME (Typ.)	18ms at full load									
INPUT	VOLTAGE RANGE	90 ~ 264VAC		127 ~ 370VDC						
	FREQUENCY RANGE	47 ~ 63Hz								
	POWER FACTOR (Typ.)	PF>0.95/230VAC		PF>0.98/115VAC at full load						
	EFFICIENCY (Typ.)	72%								
	AC CURRENT (Typ.)	1.65A/115VAC		0.85A/230VAC						
	INRUSH CURRENT (Typ.)	COLD START 40A								
	LEAKAGE CURRENT	<1mA /240VAC								
PROTECTION	OVER LOAD	105% ~ 135% rated output power Protection type : Constant current limiting, recovers automatically after fault condition is removed								
	OVER VOLTAGE	CH1: 3.6 ~ 4.3V CH2: 5.75 ~ 6.75V Protection type : Shut down o/p voltage, re-power on to recover								
	WORKING TEMP.	-10 ~ +60°C (Refer to output load derating curve)								
ENVIRONMENT	WORKING HUMIDITY	20 ~ 90% RH non-condensing								
	STORAGE TEMP., HUMIDITY	-20 ~ +85°C, 10 ~ 95% RH								
	TEMP. COEFFICIENT	±0.03%/°C (0 ~ 50°C)								
	VIBRATION	10 ~ 500Hz, 2G 10min./1cycle, Period for 60min.each along X, Y, Z axes								
SAFETY & EMC (Note 4)	SAFETY STANDARDS	UL60950-1, TUV EN60950-1 Approved								
	WITHSTAND VOLTAGE	I/P-O/P:3KVAC I/P-FG:1.5KVAC O/P-FG:0.5KVAC								
	ISOLATION RESISTANCE	I/P-O/P, I/P-FG, O/P-FG:100M Ohms/500VDC								
	EMI CONDUCTION & RADIATION	Compliance to EN55022 (CISPR22) Class B								
	HARMONIC CURRENT	Compliance to EN61000-3-2,-3								
	EMS IMMUNITY	Compliance to EN61000-4-2,3,4,5,6,8,11; ENV50204, EN55024, Light industry level, criteria A								
OTHERS	MTBF	150.6K hrs min. MIL-HDBK-217F (25°C)								
	DIMENSION	177.8*107.95*38mm (L*W*H)								
	PACKING	0.62Kg; 24pcs/15.5Kg/1.34CUFT								
NOTE	<p>1. All parameters NOT specially mentioned are measured at 230VAC input, rated load and 25°C of ambient temperature.</p> <p>2. Ripple &amp; noise are measured at 20MHz of bandwidth by using a 12" twisted pair-wire terminated with a 0.1uf &amp; 47uf parallel capacitor.</p> <p>3. Tolerance : includes set up tolerance, line regulation and load regulation.</p> <p>4. The power supply is considered a component which will be installed into a final equipment. The final equipment must be re-confirmed that it still meets EMC directives.</p>									



■ Features :

- Universal AC input / Full range
- Built-in active PFC function, PF>0.95
- Protections: Short circuit/Over load/Over voltage
- Cooling by free air convection
- 100% full load burn-in test
- Fixed switching frequency at PFC: 67KHz PWM: 134KHz(Optional)
- 2 years warranty

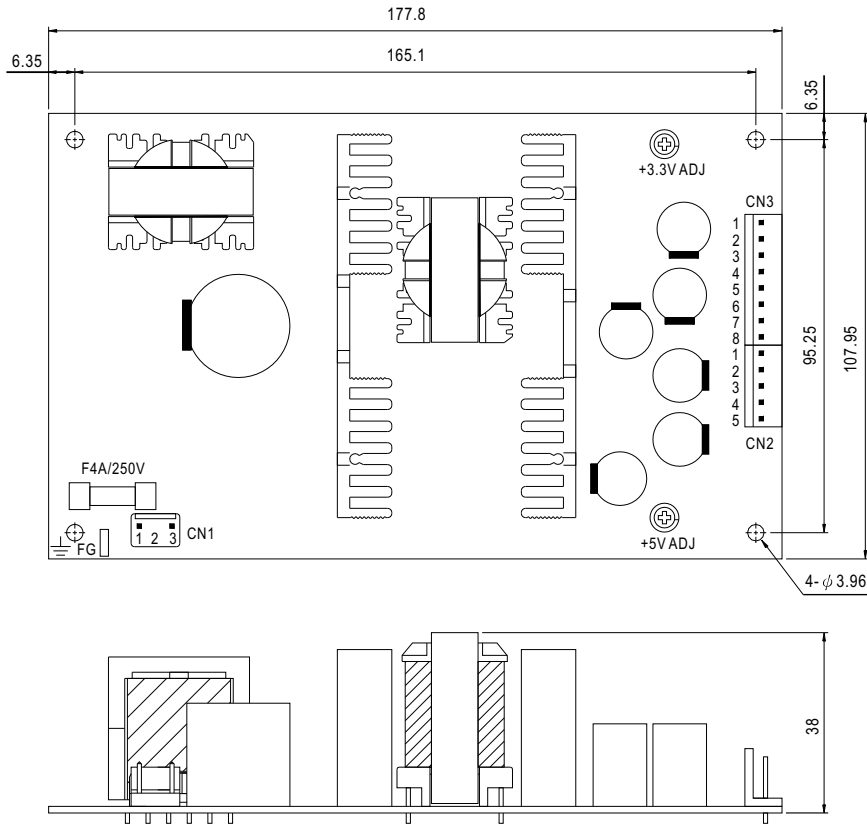


**SPECIFICATION**

MODEL		PPQ-1003C				PPQ-1003D			
OUTPUT	OUTPUT NUMBER	CH1	CH2	CH3	CH4	CH1	CH2	CH3	CH4
	DC VOLTAGE	3.3V	5V	15V	-15V	3.3V	5V	12V	24V
	RATED CURRENT	10A	10A	1.5A	0.3A	10A	10A	2A	0.3A
	CURRENT RANGE	0 ~ 15A	2 ~ 15A	0.2 ~ 3A	0 ~ 1A	0 ~ 15A	2 ~ 15A	0.2 ~ 3A	0 ~ 1A
	RATED POWER	110W				114.2W			
	RIPPLE & NOISE (max.) Note.2	100mVp-p	100mVp-p	180mVp-p	150mVp-p	100mVp-p	100mVp-p	150mVp-p	150mVp-p
	VOLTAGE ADJ. RANGE	3.14 ~ 3.63V	4.75 ~ 5.5V	-----	-----	3.14 ~ 3.63V	4.75 ~ 5.5V	-----	-----
	VOLTAGE TOLERANCE Note.3	±3.0%	±3.0%	+10,-5%	±6.0%	±3.0%	±3.0%	±6.0%	±6.0%
	LINE REGULATION	±1.0%	±1.0%	±2.0%	±1.0%	±1.0%	±1.0%	±2.0%	±1.0%
	LOAD REGULATION	±2.0%	±2.0%	±6.0%	±1.0%	±2.0%	±2.0%	±6.0%	±1.0%
SETUP, RISE TIME	800ms, 50ms at full load								
HOLD TIME (Typ.)	18ms at full load								
INPUT	VOLTAGE RANGE	90 ~ 264VAC		127 ~ 370VDC					
	FREQUENCY RANGE	47 ~ 63Hz							
	POWER FACTOR (Typ.)	PF>0.95/230VAC		PF>0.98/115VAC at full load					
	EFFICIENCY (Typ.)	72%							
	AC CURRENT (Typ.)	1.65A/115VAC		0.85A/230VAC					
	INRUSH CURRENT (Typ.)	COLD START 40A							
	LEAKAGE CURRENT	<1mA /240VAC							
PROTECTION	OVER LOAD	105% ~ 135% rated output power Protection type : Constant current limiting, recovers automatically after fault condition is removed							
	OVER VOLTAGE	CH1: 3.6 ~ 4.3V		CH2: 5.75 ~ 6.75V Protection type : Shut down o/p voltage, re-power on to recover					
	WORKING TEMP.	-10 ~ +60°C (Refer to output load derating curve)							
ENVIRONMENT	WORKING HUMIDITY	20 ~ 90% RH non-condensing							
	STORAGE TEMP., HUMIDITY	-20 ~ +85°C, 10 ~ 95% RH							
	TEMP. COEFFICIENT	±0.03%/°C (0 ~ 50°C)							
	VIBRATION	10 ~ 500Hz, 2G 10min./1cycle, Period for 60min.each along X, Y, Z axes							
SAFETY & EMC (Note 4)	SAFETY STANDARDS	UL60950-1, TUV EN60950-1 Approved							
	WITHSTAND VOLTAGE	I/P-O/P:3KVAC		I/P-FG:1.5KVAC		O/P-FG:0.5KVAC			
	ISOLATION RESISTANCE	I/P-O/P, I/P-FG, O/P-FG:100M Ohms/500VDC							
	EMI CONDUCTION & RADIATION	Compliance to EN55022 (CISPR22) Class B							
	HARMONIC CURRENT	Compliance to EN61000-3-2,-3							
	EMS IMMUNITY	Compliance to EN61000-4-2,3,4,5,6,8,11; ENV50204, EN55024, Light industry level, criteria A							
OTHERS	MTBF	150.6K hrs min.		MIL-HDBK-217F (25°C)					
	DIMENSION	177.8*107.95*38mm (L*W*H)							
	PACKING	0.62Kg; 24pcs/15.5Kg/1.34CUFT							
NOTE	<ol style="list-style-type: none"> <li>1. All parameters NOT specially mentioned are measured at 230VAC input, rated load and 25°C of ambient temperature.</li> <li>2. Ripple &amp; noise are measured at 20MHz of bandwidth by using a 12" twisted pair-wire terminated with a 0.1uf &amp; 47uf parallel capacitor.</li> <li>3. Tolerance : includes set up tolerance, line regulation and load regulation.</li> <li>4. The power supply is considered a component which will be installed into a final equipment. The final equipment must be re-confirmed that it still meets EMC directives.</li> </ol>								

## Mechanical Specification

Unit:mm



AC Input Connector (CN1) : JST B3P-VH or equivalent

Pin No.	Assignment	Mating Housing	Terminal
1	AC/L	JST VHR or equivalent	JST SVH-21T-P1.1 or equivalent
2	No Pin		
3	AC/N		

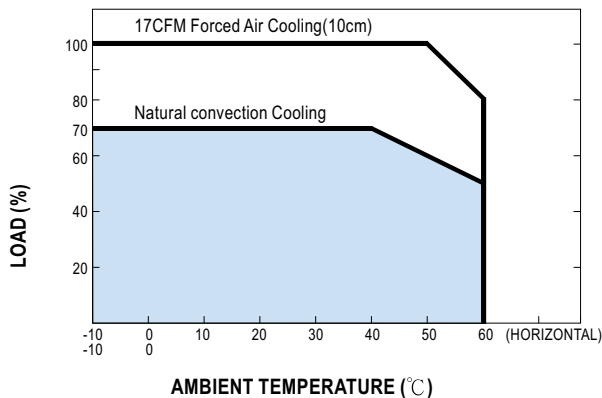
DC Output Connector (CN2) : JST B5P-VH or equivalent

Pin No.	Assignment	Mating Housing	Terminal
1,2,3	V2	or equivalent JST VHR	JST SVH-21T-P1.1 or equivalent
4	V3		
5	V4		

DC Output Connector (CN3) : JST B8P-VH or equivalent

Pin No.	Assignment	Mating Housing	Terminal
1~3	V1	JST VHR or equivalent	JST SVH-21T-P1.1 or equivalent
4~8	COM		

## Derating Curve



## Output Derating VS Input Voltage

